

Self 'PIN Reset' through USSD (User Flow)



Forgot PIN Flow

Nagad

1. Cash Out
2. Send Money
3. Mobile Recharge
4. Payment
5. Bill Pay
6. MFI
7. My Nagad
8. PIN Reset

CANCEL SEND

Step 1

1. Forgot PIN
2. Change PIN
0. Main Menu

CANCEL SEND

Step 2

Enter your Nagad registered NID/Photo ID number here:

CANCEL SEND

Step 3

Please wait for the SMS for confirmation.

0. Main Menu

CANCEL SEND

Step 4

Enter 4 digits of your Birth Year (YYYY):

CANCEL SEND

Step 5

Have you done any transaction in last 90 days?

1. Yes
2. No

CANCEL SEND

Step 6

Carrier info

Please select a service from your last 10 transactions:

1. Send Money
2. Cash Out
3. Mobile Recharge
4. Payment
5. Bill Pay

2

Cancel Send

Step 7

Enter Transaction Amount:

CANCEL SEND

Step 8

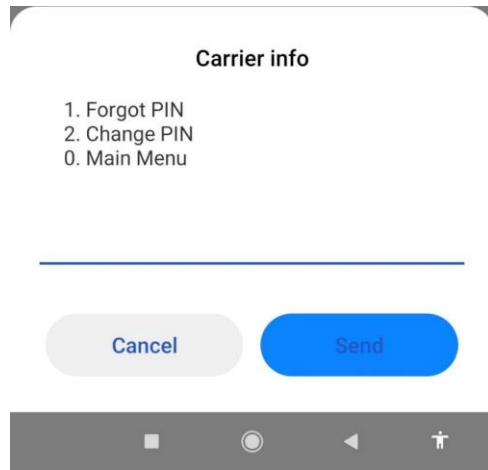
Wednesday, Today

You PIN has been RESET successfully.
Please dial *167# to SET a new 4 Digit PIN.

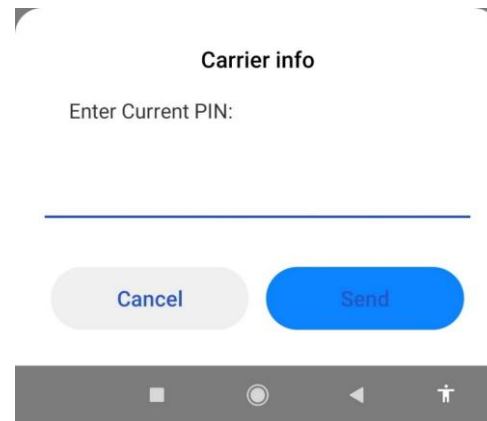
1 min ago

Completed

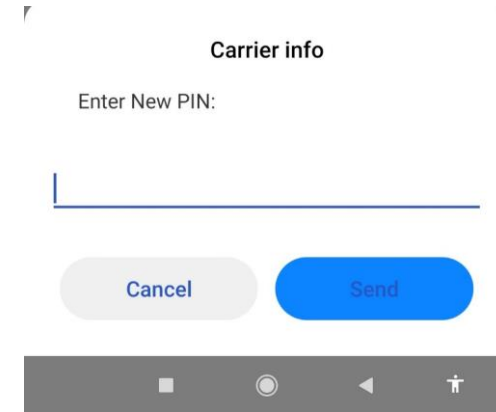
Change PIN Flow



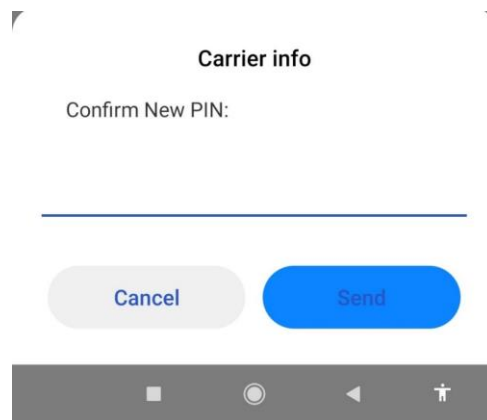
Step 1



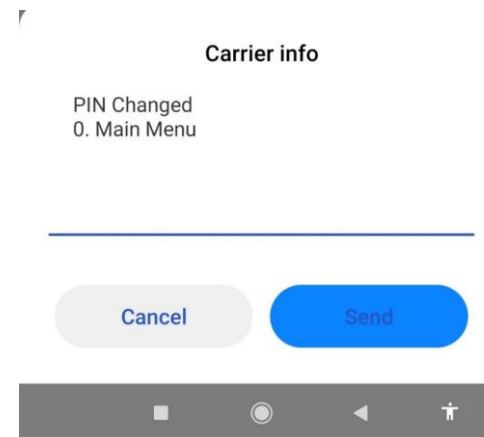
Step 2



Step 3



Step 4



Completed

Thank You



নগদ

ডাক বিভাগের ডিজিটাল লেনদেন