



REB Postpaid electricity Bill payment Through GPAY



Customer USSD Menu: BREB Monthly Electricity Bill Payment System

***777#**

Step-1

- Select Option
1. Airtime Recharge
 - 2. BillPay**
 3. Train Ticketing
 4. Offer
 5. Find Agent
 6. My GPAY
 7. Insurance Ser. Reg

Step-2

- Select Option
- 1. New Bill**
 2. Check Bill Status

Step-3

- Select Option
- 1. Electricity**
 2. Gas
 3. Water
 4. Internet

Step-4

- Select Option
1. PDB
 2. DPDC
 3. DESCO
 4. WZPDCL
 5. NESCO
 - 6. PALLI BIDYUT**

Step-5

- Select Option
- 1. Post paid**
 2. Prepaid

Step-6

Enter SMS Account No:

Step-7

Company: PALLI BIDYUT,PBS
Name: Dhaka Palli Bidyut
Samity-4 , SMS A/C no:
1010011234567, Bill No:
10100112345670119, Payable
amount: 1260, Due date:
01/01/2019. To confirm please
enter your PIN:

Step-8

Your request is being processed. You will get notification within short time

Step-9

Payment confirmation SMS

Step-10

Retailer USSD Menu: REB Post paid Bill Payment

***777#**

Step-1

Select Option

1. Cash-In
2. Cash Out
- 3. BillPay**
4. Customer Reg.
5. Balance Transfer
6. My Wallet
7. Recharge

Step-2

Select Option

- 1. Pay with details**
2. Quick Pay
3. Company Association
4. Check Bill Status
5. Last 3 Prepaid Token

Step-3

Select Option

- 1. Electricity**
2. Gas
3. Water
4. Internet

Step-4

Select Option

1. PDB
2. DPDC
3. DESCO
4. WZPDCL
5. NESCO
- 6. PALLI BIDYUT**

Step-5

Select Option

- 1. Post paid**
2. Prepaid

Step-6

Enter SMS Account No:

Step-7

Enter Customers Mobile Number:

Step-8

Company: PALLI BIDYUT,PBS
Name: Dhaka Palli Bidyut
Samity-4 , SMS A/C no:
1010011234567, Bill No:
10100112345670119, Payable
amount: 1260, Due date:
01/01/2019. To confirm please
enter your PIN:

Step-9

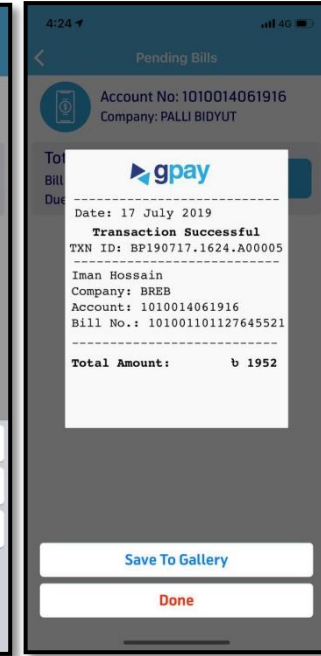
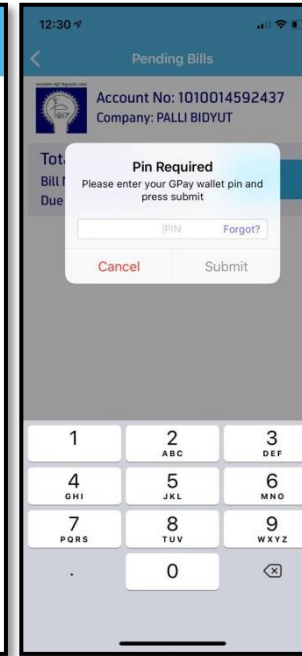
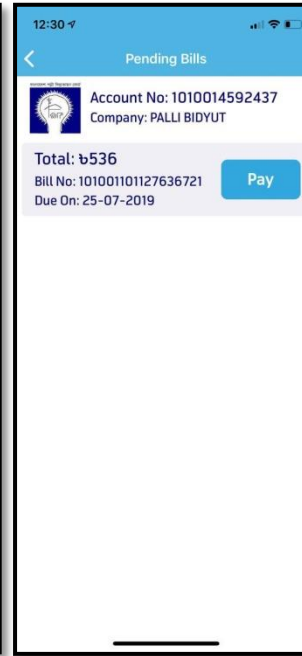
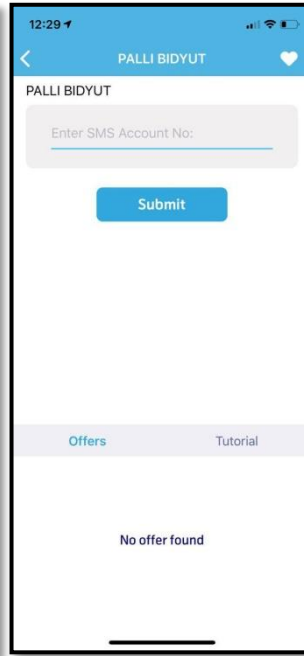
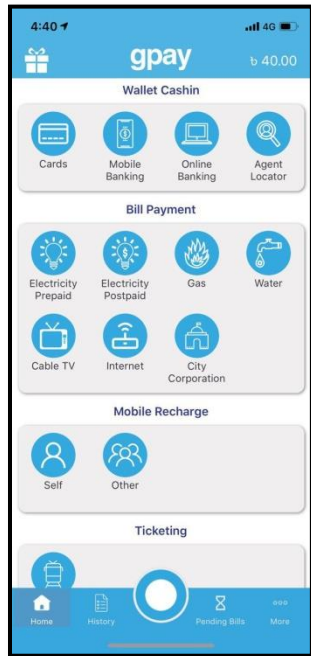
Your request is being processed. You will get notification within short time

Step-10

Payment Confirmation
SMS

Step-11

GPAY APP: BREB Monthly Electricity Bill Payment System



Step 1. Select “Electricity Postpaid” from GPAY landing page to pay the bills

Step 2. Select “PALLI BIDYUT” from

Step 3. Enter SMS Account Number and Submit to proceed

Step 4. Validate the pending bill and Select “Pay” to proceed

Step 5. Enter GPAY PIN to confirm

Step 6. Customer will receive confirmation SMS & Popup message

Thanks