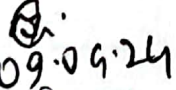


MOD FOR THE :- March/2024

Sl.	Item	Current Month	Previous Month
1	No. of Consumers	14,493	14,456
2	No. of Active Consumers	13,521	13,477
3	No. of Consumers Billed	13,521	13,477
4	Percentages of Consumers Billed	100.00%	100.00%
5	Net Energy Imported (Kwh)	2,828,082	2,280,593
6	Net Energy Generated (Kwh)	5,895	3,876
7	Total Import (5+6)	2,833,977	2,284,469
8	Total Energy Sold To Consumer (Kwh)	2,541,173	2,147,849
9	Energy Lost (7-8) (Kwh)	292,804	136,620
10	System Loss (7/5X100) %	10.33%	5.98%
11	Net Billed Amount (Tk)	24,706,982	21,138,400
12	Total Gross Billed Amount (Tk)	24,808,281	21,296,354
13	Net Collected Amount (Tk)	20,649,756	20,062,505
14	Total Gross Collected Amount (Tk)	20,890,344	2,034,684
15	Miscellaneous Collected Amount	240,588	280,179
16	C/I Ratio $\{(14 \times 8) / (12 \times 7)\} \times 100\%$	75.66%	89.96%
17	C/B Ratio $\{14 / 12\} \times 100\%$	84.21%	95.52%
18	Billing Rate	9.72	9.84
19	A/C Receivable M Tk	29,629,062.00	25,571,836.00
20	Equivalent Month	1.20	1.21

Certified that the above data are true, correct & based on records.

  
 ০৯/০৪/২৪  
 (তোফাজ্জাল হোসেন)  
 উপ-সহকারী প্রকৌশলী  
 গোয়ালন্দ বিদ্যুৎ সরবরাহ  
 ওজোপাডিকোলি, গোয়ালন্দ,

  
 ০৯/০৪/২৪  
 (প্রকৌঃ মোঃ মনিরুজ্জামান)  
 আবাসিক প্রকৌশলী (উপ-বিঃ প্রকৌঃ)  
 গোয়ালন্দ বিদ্যুৎ সরবরাহ  
 ওজোপাডিকোলি, গোয়ালন্দ, রাজবাড়ী

## 1.2 CONSUMER BILLED &amp; ENERGY SOLD :


MOD FOR THE :- March/2024

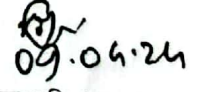
Category	Previous month end consumer number	Newly connected consumer number	Permanently disconncted consumer number	Total number of consumer	Disconnected seasonal consumer number	Active consumer number	Number of consumer billed	Energy Sold in Kwh	
								Current month	Previous month
01	02	03	04	05 (2+3-4)	06	07 (5-6)	08	09	10
LT-A	11025	34	0	11059	431	10628	10628	901428	884851
LT-B	229	0	0	229	15	214	214	115265	89608
LT-C1	153	0	0	153	29	124	124	363539	344052
LT-C2	8	0	0	8	5	3	3	175	1759
LT-D1	178	0	0	178	7	171	171	23499	20956
LT-D2	17	0	0	17	3	14	14	5975	5630
LT-D3	1	0	0	1	0	1	1	2000	2000
LT-E	2820	3	0	2823	466	2357	2357	237092	196993
LT-T	16	0	0	16	16	0	0	0	0
MT-1	0	0	0	0	0	0	0	0	0
MT-2	0	0	0	0	0	0	0	0	0
MT-3	7	0	0	7	0	7	7	889800	600500
MT-4	0	0	0	0	0	0	0	0	0
MT-5	2	0	0	2	0	2	2	2400	1500
MT-6	0	0	0	0	0	0	0	0	0
MT-7	0	0	0	0	0	0	0	0	0
MT-8	0	0	0	0	0	0	0	0	0
HT-1	0	0	0	0	0	0	0	0	0
HT-2	0	0	0	0	0	0	0	0	0
HT-3	0	0	0	0	0	0	0	0	0
HT-4	0	0	0	0	0	0	0	0	0
EHT-1	0	0	0	0	0	0	0	0	0
EHT-2	0	0	0	0	0	0	0	0	0
Total	14,456	37	0	14,493	972	13,521	13,521	2,541,173	2,147,849

New Connection Information :

1	No. of Application pending at the end of previous month	0
2	(+) No. of Application received during the month	37
3	(-) Newly connected consumer during the month	37
4	No. of Application pending at the end of Current month	0

Certified that the above data are true, correct &amp; based on records.

  
 (ডোফাজ্জল হোসেন)  
 উপ-সহকারী প্রকৌশলী  
 গোয়ালন্দ বিদ্যুৎ সরবরাহ  
 গুজোপাডিকোলি, গোয়ালন্দ, রাজবাড়ী।

  
 (প্রকৌঃ মোঃ মনিরুজ্জামান)  
 আবাসিক প্রকৌশলী (উপ-বিঃ প্রকৌঃ)  
 গোয়ালন্দ বিদ্যুৎ সরবরাহ  
 গুজোপাডিকোলি, গোয়ালন্দ, রাজবাড়ী।



## 3. BILLED AMOUNT.

Goalanda ESU

Form No-310/3

## 3.1 Energy :


MOD FOR THE :- March/2024

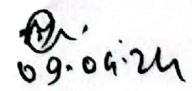
Type of consumer	Category	Current Month (Taka)							Previous Month (Taka)	
		Energy	Billing Rate	Demand Charged	Pre-Payment Meter Rent	Total	Vat	Grand Total	Total Energy	Billing Rate
1	2	3	4	5	6	7=(3+5+6)	8	9=(7+8)	10	11
Residential	LT-A	5,416,688	6.01	1,034,712.00		6,451,400.00	322,559.00	6,773,959.00	6,440,857	5.60
Agricultural Pump	LT-B	605,464	5.25	58,170.00		663,634.00	33,176.00	696,810.00	540,115	4.83
Small Industry	LT-C1	3,800,822	10.46	151,920.00		3,952,742.00	197,640.00	4,150,382.00	3,769,753	9.63
Construction- LT	LT-C2	2,651	15.15	720.00		3,371.00	169.00	3,540.00	28,329	13.89
Edu, Reg & Wel. Org and Hospital	LT-D1	178,373	7.59	25,740.00		204,113.00	10,210.00	214,323.00	184,496	7.01
Street Lt & Water P	LT-D2	58,018	9.71	5,130.00		63,148.00	3,156.00	66,304.00	59,527	8.91
Battery Charging St	LT-D3	17,320	8.66	1,800.00		19,120.00	956.00	20,076.00	19,120	7.96
Commercial & Office	LT-E	3,056,159	12.89	561,510.00		3,617,669.00	180,913.00	3,798,582.00	3,113,681	11.84
Temporary- LT	LT-T	-	#DIV/0!	-	-	-	-	-	-	18.57
Residential- MT	MT-1	-	#DIV/0!	-	-	-	-	-	-	#DIV/0!
Com. & Office- MT	MT-2	-	#DIV/0!	-	-	-	-	-	-	#DIV/0!
Industry- MT	MT-3	9,294,173	10.45	387,900.00		9,682,073.00	484,100.00	10,166,173.00	6,945,368	9.65
Construction- MT	MT-4	-	#DIV/0!	-	-	-	-	-	-	#DIV/0!
General- MT	MT-5	31,712	13.21	18,000.00		49,712.00	2,485.00	52,197.00	37,154	11.91
Temporary- MT	MT-6	-	#DIV/0!	-	-	-	-	-	-	#DIV/0!
Battery Charging St	MT-7	-	#DIV/0!	-	-	-	-	-	-	#DIV/0!
Agricultural Pump	MT-8	-	#DIV/0!	-	-	-	-	-	-	#DIV/0!
General- HT	HT-1	-	#DIV/0!	-	-	-	-	-	-	#DIV/0!
Com. & Office- HT	HT-2	-	#DIV/0!	-	-	-	-	-	-	#DIV/0!
Industry- HT	HT-3	-	#DIV/0!	-	-	-	-	-	-	#DIV/0!
Construction- HT	HT-4	-	#DIV/0!	-	-	-	-	-	-	#DIV/0!
General- EHT1	EHT-1	-	#DIV/0!	-	-	-	-	-	-	#DIV/0!
General- EHT2	EHT-2	-	#DIV/0!	-	-	-	-	-	-	#DIV/0!
<b>Sub Total 3.1</b>		<b>22,461,380</b>	<b>8.84</b>	<b>2,245,602</b>		<b>24,706,982</b>	<b>1,235,364</b>	<b>25,942,346</b>	<b>21,138,400</b>	<b>8.26</b>

## 3.2 Miscellaneous Collected Amount :

Descriptions	Current Month	Previous Month
Application Fee	3,800.00	7,400.00
Disconnection Reconnection Fee	1,440.00	9,788.92
Late Payment Surcharge	-	-
Meter Testing Fee	-	-
Transformer Rent	-	-
Penalty for Unauthorised Connection (Magistrate Court)	-	-
Bank Interest	-	-
Others (Specify)	96,059.00	140,765.00
<b>Sub Total 4.2</b>	<b>101,299.00</b>	<b>157,953.92</b>
<b>Grand Total Gross Bill (3.1+3.2)</b>	<b>24,808,281.00</b>	<b>21,296,353.92</b>
<b>3.3 Security</b>		
Security Deposit Receipt	91,895.00	89,425.00
Bank Interest on Security Deposit	-	-

Certified that the above data are true, correct &amp; based on records.

  
 (তোফাজ্জাব হোসেন)  
 উপ-সহকারী প্রকৌশলী  
 গোয়ালন্দ বিদ্যুৎ সরবরাহ  
 ওজোপাডিকোলি, গোয়ালন্দ, রাজবাড়ী।

  
 ০৯.০৬.২৪  
 (প্রকৌঃ মোঃ মনিরুজ্জামান)  
 আবাসিক প্রকৌশলী (উপ-বিঃ প্রকৌঃ)  
 গোয়ালন্দ বিদ্যুৎ সরবরাহ  
 ওজোপাডিকোলি, গোয়ালন্দ, রাজবাড়ী।



## 4. COLLECTED AMOUNT:

Goalanda ESU

Form No-310/4

## 4.1 Energy :

MOD FOR THE :- March/2024

Type of consumer	Category	Current Month (Taka)						Previous Month (Taka)
		Energy	Demand Charged	Pre-Payment Meter Rent	Total	Vat	Grand Total	Total Collection
1	2	3	4	5	6=(3+4+5)	7	8=(6+7)	9
Residential	LT-A	5,441,719.00	819,889.00	0.00	6,261,608.00	317,140.90	6,578,748.90	5,630,266.00
Agricultural Pump	LT-B	214,565.00	27,650.00	0.00	242,215.00	12,110.75	254,325.75	149,818.00
Small Industry	LT-C1	3,517,876.00	137,264.00	0.00	3,655,140.00	182,757.00	3,837,897.00	4,308,398.00
Construction- LT	LT-C2	636.00	240.00	0.00	876.00	43.80	919.80	7,936.00
Edu, Reg & Wel. Org and Hos.	LT-D1	157,689.00	13,990.00	0.00	171,679.00	8,583.95	180,262.95	108,112.00
Street Lt & Water P	LT-D2	161,992.00	1,620.00	0.00	163,612.00	8,180.60	171,792.60	6,509.00
Battery Charging St	LT-D3	25,280.00	3,300.00	0.00	28,580.00	1,429.00	30,009.00	0.00
Commercial & Office	LT-E	2,650,059.00	404,370.00	0.00	3,054,429.00	152,721.45	3,207,150.45	2,949,619.00
Temporary- LT	LT-T	-	-	0.00	0.00	0.00	0.00	0.00
Residential- MT	MT-1	-	-	0.00	0.00	0.00	0.00	0.00
Com. & Office- MT	MT-2	-	-	0.00	0.00	0.00	0.00	0.00
Industry- MT	MT-3	6,676,892.00	394,725.00	0.00	7,071,617.00	353,580.85	7,425,197.85	6,901,857.00
Construction- MT	MT-4	-	-	0.00	0.00	0.00	0.00	0.00
General- MT	MT-5	-	-	0.00	0.00	0.00	0.00	0.00
Temporary- MT	MT-6	-	-	0.00	0.00	0.00	0.00	0.00
Battery Charging St	MT-7	-	-	0.00	0.00	0.00	0.00	0.00
Agricultural Pump	MT-8	-	-	0.00	0.00	0.00	0.00	0.00
General- HT	HT-1	-	-	0.00	0.00	0.00	0.00	0.00
Com. & Office- HT	HT-2	-	-	0.00	0.00	0.00	0.00	0.00
Industry- HT	HT-3	-	-	0.00	0.00	0.00	0.00	0.00
Construction- HT	HT-4	-	-	0.00	0.00	0.00	0.00	0.00
General- EHT1	EHT-1	-	-	0.00	0.00	0.00	0.00	0.00
General- EHT2	EHT-2	-	-	0.00	0.00	0.00	0.00	0.00
<b>Sub Total 4.1</b>		<b>18,846,708.00</b>	<b>1,803,048.00</b>	<b>-</b>	<b>20,649,756.00</b>	<b>1,036,548.30</b>	<b>21,686,304.30</b>	<b>20,082,505.00</b>

## 4.2 Miscellaneous Collected Amount :

Descriptions	Current Month	Previous Month
Application Fee	3,800.00	7,400.00
Disconnection Reconnection Fee	1,440.00	9,788.92
Late Payment Surcharge	139,288.70	122,225.40
Meter Testing Fee	-	-
Transformer Rent	-	-
Penalty for Unauthorised Connection (Magistrate Court)	-	-
Bank Interest	-	-
Others (Specify)	96,059.00	140,765.00
<b>Sub Total 4.2</b>	<b>240,587.70</b>	<b>280,179.32</b>
<b>Grand Total Gross Collection (4.1+4.2)</b>	<b>20,890,343.70</b>	<b>20,342,684.32</b>


## 4.3 Security


Security Deposit Receipt	91,895.00	89,425.00
Bank Interest on Security Deposit	-	-


Certified that the above data are true, correct &amp; based on records.

ব্যাংক বিবরণী অনুযায়ী মাসিক

আদায় ২৬২৫৭৪০৭'৫০

  
 (ডেপুটি ম্যানেজার)  
 উপ-সহকারী প্রকৌশলী  
 গোয়ালন্দ বিদ্যুৎ সরবরাহ  
 ওজোপাডিকোলিঃ, গোয়ালন্দ, রাজবাড়ী।

  
 (প্রকৌঃ মোঃ মনিরুজ্জামান)  
 আবাসিক প্রকৌশলী (উপ-বিঃ প্রকৌঃ)  
 গোয়ালন্দ বিদ্যুৎ সরবরাহ  
 ওজোপাডিকোলিঃ, গোয়ালন্দ, রাজবাড়ী

  
 (মোঃ জাহিদ মিয়া)  
 ব্যবস্থাপক (হিসাব)  
 আঞ্চলিক হিসাব দপ্তর  
 ওজোপাডিকোলিঃ, ফরিদপুর।




MOD FOR THE :- March/2024

Type of consumer	Cate-gory	Amount Receivable at the end of previous month	Amount billed for the month (current month)	Amount collected in the month (current month)	Amount Receivable at the end of current month	Equiva-lemt month
01	02	03	04	05	06 (3+4-5)	07 (6/4)
Residential	LT-A	7639875.00	6451400.00	6261608.00	7,829,667.00	1.21
Agricultural Pump	LT-B	672613.00	663634.00	242215.00	1,094,032.00	1.65
Small Industry	LT-C1	4800183.00	3952742.00	3655140.00	5,097,785.00	1.29
Construction- LT	LT-C2	47186.00	3371.00	876.00	49,681.00	14.74
Edu, Relig & Wel: Org and Hosp:	LT-D1	610486.00	204113.00	171679.00	642,920.00	3.15
Street Lt & Water P	LT-D2	626154.00	63148.00	163612.00	525,690.00	8.32
Battery Charging St	LT-D3	28158.00	19120.00	28580.00	18,698.00	0.98
Commercial & Office	LT-E	4391730.00	3617669.00	3054429.00	4,954,970.00	1.37
Temporary- LT	LT-T	-8337.00	0.00	0.00	(8,337.00)	#DIV/0!
Residential- MT	MT-1	0.00	0.00	0.00	-	-
Commercial & Office- MT	MT-2	0.00	0.00	0.00	-	-
Industry- MT	MT-3	6578384.00	9682073.00	7071617.00	9,188,840.00	0.95
Construction- MT	MT-4	0.00	0.00	0.00	-	-
General- MT	MT-5	185404.00	49712.00	0.00	235,116.00	4.73
Temporary- MT	MT-6	0.00	0.00	0.00	-	-
Battery Charging St	MT-7	0.00	0.00	0.00	-	-
Agricultural Pump	MT-8	0.00	0.00	0.00	-	-
General- HT	HT-1	0.00	0.00	0.00	-	-
Commercial & Office- HT	HT-2	0.00	0.00	0.00	-	-
Industry- HT	HT-3	0.00	0.00	0.00	-	-
Construction- HT	HT-4	0.00	0.00	0.00	-	-
General- EHT1	EHT-1	0.00	0.00	0.00	-	-
General- EHT2	EHT-2	0.00	0.00	0.00	-	-
<b>Total</b>		<b>25,571,836.00</b>	<b>24,706,982.00</b>	<b>20,649,756.00</b>	<b>29,629,062.00</b>	<b>1.20</b>

Type of consumer	Amount Receivable at the end of previous month	Amount billed for the month (current month)	Amount collected in the month (current month)	Amount Receivable at the end of current month	Equiva-lemt month
01	02	03	04	05 (2+3-4)	06 (5/3)
Autonomous	913,933.20	233,385.65	410,758.00	736,560.85	3.16
Govt Sctor	782,147.14	160,447.00	114,854.00	827,740.14	5.16
Private Sector	23,875,755.66	24,313,149.35	20,124,144.00	28,064,761.01	1.15
<b>Total</b>	<b>25,571,836.00</b>	<b>24,706,982.00</b>	<b>20,649,756.00</b>	<b>29,629,062.00</b>	<b>1.20</b>

  
 (তোফাজ্জল হোসেন)  
 উপ-সহকারী প্রকৌশলী  
 গোয়ালন্দ বিদ্যুৎ সরবরাহ  
 ওজেপাডিকোলি, গোয়ালন্দ, রাজবাড়ী।


  
 (প্রকৌঃ মোঃ মনিরুজ্জামান)  
 আবাসিক প্রকৌশলী (উপ-বিঃ প্রকৌঃ)  
 গোয়ালন্দ বিদ্যুৎ সরবরাহ  
 ওজেপাডিকোলি, গোয়ালন্দ, রাজবাড়ী।




FOR THE: March/2024

Sl.	Item	Current Month	Previous Month
1	No. of Consumers	14,493.00	14,456.00
2	No. of Active Consumers	13,521.00	13,477.00
3	No. of Consumers Billed	13,521.00	13,477.00
4	Percentages of Consumers Billed	100%	100%
5	Net Energy Imported (Kwh)	2,828,082.00	2,280,593.00
6	Net Energy Generated (Kwh)	5,895.00	3,876.00
7	Total Import	2,833,977.00	2,284,469.00
8	Total Energy Sold To Consumer (Kwh)	2,541,173.00	2,147,849.00
9	Energy Lost (Kwh)	292,804.00	136,620.00
10	Overall System Loss %	10.33%	5.98%
11	33KV Sold Unit	-	-
12	11KV Sold Unit	892,200.00	662,600.00
13	System Loss Without 33KV	10.33%	9.49%
14	System Loss Without 33KV & 11KV	15.08%	12.40%
15	Net Billed Amount (Tk)	24,706,982.00	21,138,400.00
16	Total Gross Billed Amount (Tk)	24,808,281.00	21,296,354.00
17	Net Collected Amount (Tk)	20,649,756.00	20,062,505.00
18	Total Gross Collected Amount (Tk)	20,890,343.70	2,034,684.00
19	Miscellaneous Collected Amount	240,587.70	280,179.00
20	C/I Ratio	75.66%	89.96%
21	C/B Ratio	84.21%	95.52%
22	Billing Rate	9.72	9.84
23	A/C Receivable MTK	29,629,062.00	25,571,836.00
24	Equivalent Month	1.20	1.21

Certified that the above data are true, correct & based on records.

  
 ০৯/০৪/২৪  
 (তোফাজ্জাল হোসেন)  
 উপ-সহকারী প্রকৌশলী  
 গোয়ালন্দ বিদ্যুৎ সরবরাহ  
 ওজোপাডিকোলিঃ, গোয়ালন্দ, রাজবাড়ী।

  
 ০১.০৪.২৪  
 (প্রকৌঃ মোঃ মনিরুজ্জামান)  
 আবাসিক প্রকৌশলী(উপ-বিঃ প্রকৌঃ)  
 গোয়ালন্দ বিদ্যুৎ সরবরাহ  
 ওজোপাডিকোলিঃ, গোয়ালন্দ, রাজবাড়ী।